

BBC TINY HAPPY PEOPLE

# FESTIVE FUN PACK



Scan here for fun, free activities

**ASDA** community



Colour  
me in!

## Jingle Bells

Jingle bells, jingle bells  
Jingle all the way  
Oh, what fun it is to ride  
In a one-horse open sleigh, hey  
Jingle bells, jingle bells  
Jingle all the way  
Oh, what fun it is to ride  
In a one-horse open sleigh!



Scan the QR code for more fun songs



# What's in our festive shopping bag?

**WHAT:** This simple matching game can help children link the name of an item to the object that they can see.

**WHY:** Talking about and naming items that little ones are interested in can help them learn words quicker.



**HOW:** Look at and name the items in the box. Point at or draw a line to match the pictures to the silhouettes.

## Top tips for younger children

- Play 'What's in the bag?' with your shopping.
  - Keep a few items in your bag.
  - Say "Shake, shake, shake, what's in the bag? Let's look and see".
  - Pull an item out of the bag and name it.

## Top tips for older children

- Play 'What's in the bag?' with your shopping.
  - Say "Shake, shake, shake, what's in the bag? Let's look and see".
  - Ask your child 'What's in the bag?' Get them to find an item and describe what they can feel.
  - Ask questions whilst they are feeling the item in the bag e.g. "Is it big or small?" "Is it hard or soft?"



Things to do at home

Scan the QR code to play this fun 'What's in my shopping bag?' game when you are unpacking your items













# Festive food matching game

Draw a line to match the fruits and vegetables that are the same.




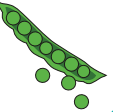


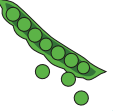



You could talk about each item e.g. "This one is red, small and round and this one is the same. They are both cherries. They match!"

## Match the fruits


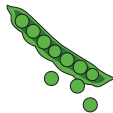


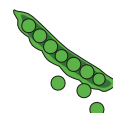





|   |                       |                                  |   |
|---|-----------------------|----------------------------------|---|
|    | <input type="radio"/> | <input type="radio"/>            |    |
|    | <input type="radio"/> | <input type="radio"/>            |    |
|    | <input type="radio"/> | <input type="radio"/>            |    |
|  | <input type="radio"/> | <input checked="" type="radio"/> |  |
|  | <input type="radio"/> | <input type="radio"/>            |  |

A line connects the radio button next to the cherries on the left to the radio button next to the cherries on the right.


## Match the vegetables

|   |                       |                       |   |
|---|-----------------------|-----------------------|---|
|    | <input type="radio"/> | <input type="radio"/> |    |
|    | <input type="radio"/> | <input type="radio"/> |    |
|    | <input type="radio"/> | <input type="radio"/> |    |
|  | <input type="radio"/> | <input type="radio"/> |  |
|  | <input type="radio"/> | <input type="radio"/> |  |

## Match the fruits and vegetables

|   |                       |                       |   |
|---|-----------------------|-----------------------|---|
|    | <input type="radio"/> | <input type="radio"/> |    |
|    | <input type="radio"/> | <input type="radio"/> |    |
|    | <input type="radio"/> | <input type="radio"/> |    |
|  | <input type="radio"/> | <input type="radio"/> |  |
|  | <input type="radio"/> | <input type="radio"/> |  |


**B B C** TINY HAPPY PEOPLE



Colour, cut and post this Christmas card in the Asda community post box



Draw your own winter wonderland picture here



Scan here for fun, free activities  
to do with little ones, from  
BBC Tiny Happy People




# Can you help Santa get dressed?

**WHAT:** It is a great idea to talk about parts of the body and clothing you might wear in winter.

**WHY:** This can help your child hear new words as you talk about what we wear and where it goes on our bodies.

## How to play

1. Look at the picture of Santa. On the left hand side is an outline of Santa and on the right hand side is his missing clothes. Let's help Santa get dressed.
2. Talk about the items and where they go e.g. "Gloves go on hands".
3. Point to and draw a line to where the clothes belong on Santa's body.
4. Draw Santa's missing clothes and colour them all in.



## Top tips

Talk about the type of winter clothes you wear when you go outdoors, what they feel like and where they go on your body. You could also count the items as you get dressed e.g. count two gloves, two fluffy socks, one hat and one big coat.

Things to do at home


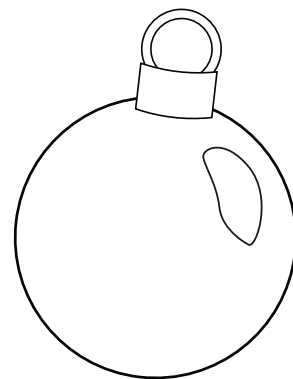


Scan the QR code to play more games like this at BBC Tiny Happy People



# My festive fun



BBC TINY HAPPY PEOPLE



Colour in and decorate your own BBC Tiny Happy People festive fun picture.

When you have finished, cut the page out of the booklet and give to your Asda Community Champion to display in your local Asda store.



Colour  
me in!

## Twinkle, Twinkle Little Star

Twinkle, twinkle little star  
How I wonder what you are  
Up above the world so high  
Like a diamond in the sky  
Twinkle, twinkle little star  
How I wonder what you are!

Repeat as many times as you like!



Scan the QR code for more fun songs



# Festive I Spy



**WHAT:** Have some festive fun playing 'I Spy'. Talk about what you can see and hear when you're out and about this winter.


**WHY:** It's a great way to help develop your little one's attention and listening skills and introduce them to new words as they look at and listen to things around them.

## Game 1

1. Choose one item at a time from the box and play 'I Spy'.
2. Talk about the item and describe how and where you wear it. See if your little one can guess what it is.  
E.g. "I Spy ...something you put on your head"  
Answer: Hat
3. Draw a circle around the things that you have seen today.



## I SPY SOMETHING YOU PUT ON YOUR...

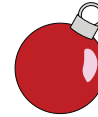


## Game 2

1. Find a festive item to play this game and start by describing it by its colour.  
E.g say "I Spy something that's red, blue, yellow, green"
2. See if your little one can guess the item, they might need a few more clues.  
E.g. shape, size...
3. See how many festive things you can find when you're out and about. You can use the festive pictures in the box to help you get started.



## I SPY SOMETHING WITH COLOURS



## Game 3

1. Talk about the things that you hear when you're out and about.  
E.g "What sound do the leaves make when you walk on them? Crunch!"
2. See if you can hear the sounds that match the pictures in the box when you're out and about.



## I CAN HEAR WITH MY LITTLE EAR



Things to do when out and about

Scan the QR code for more 'I Spy' games

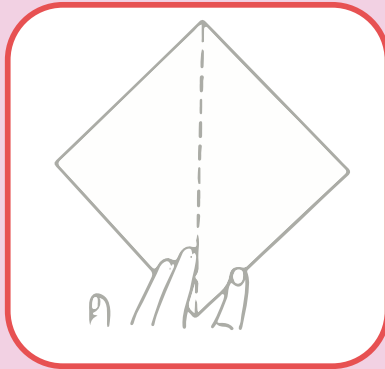


# Make an origami gnome

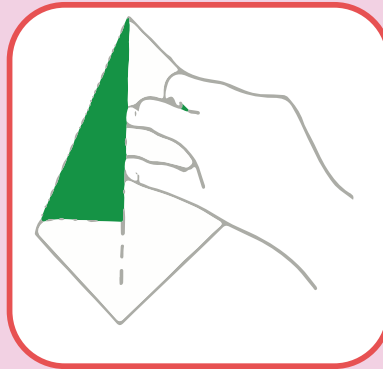
Using a square piece of paper, create and decorate your gnome!




1. Fold a square in half



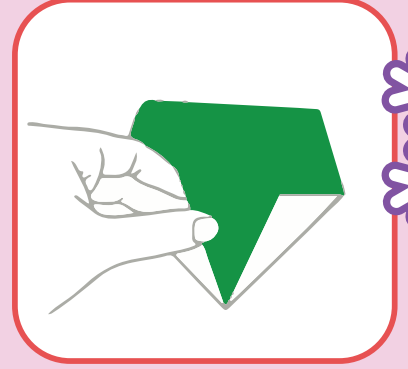
2. Unfold flat




3. Take the left corner and fold inwards to centre line




4. Repeat with the right corner




5. Fold the longer point down to meet the opposite



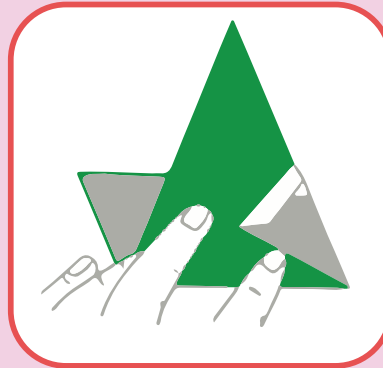
6. Flip it over so the flat edge is at the bottom



7. Fold the top corner down and make a neat crease



8. Make another small fold - a few mm wide - for the gnome's hat



9. Flip it over and fold back the edges



10. Flip it back over and decorate!

When finished, drop your gnome in the post box in store and your ASDA Community Champion will send them to the local community.





# **B B C TINY HAPPY PEOPLE**

**BBC Tiny Happy People** is a website full of free, fun activities and advice for parents & carers of 0-4 year olds to help you develop your little ones' communication skills.

[bbc.co.uk/tinyhappypeople](https://bbc.co.uk/tinyhappypeople)

[@bbctinyhappypeople](https://www.instagram.com/bbctinyhappypeople)

