

Introduction: Cassie Kinoshi – a modern composer

Watch the video and make notes in the boxes below:

Apart from composing, how has Cassie been involved with music?

What inspired Cassie to write this piece?

What is Cassie's composing process like? How does she use technology to help her?

Read the poem by Belinda Zahwi. Take two contrasting coloured pencils or highlighters, one representing nature and one representing emotion. Colour or highlight the parts of the poem that are about emotion in one colour, and use another colour for the parts of the poem that are about nature.

Kindness

– that silent friend who listens
before pulling you away.
A portal the colour of all things constant –
grass, sky, sunshine.
All things good:
trees, rain, ocean.
with nothing but fingertips.
That act of magic, holds us together
Ask the cracked land how kindness sounds
in these times of rains that have not come.
In this drought of empathy,
kindness emerges, crystal clear.
In the solidarity of a protest march,
the gentle touch in a strangers' eyes.
Kindness – a bridge across chasms,
for the land that holds you each day.
Thread of light, winking through chaos.

This should help you to notice how the two themes of nature and emotion overlap during the poem.

Understanding the Music – dynamics and texture

Watch the performance of the piece. How many people do you think took part in the performance?
Circle your answer:

20-40

40-60

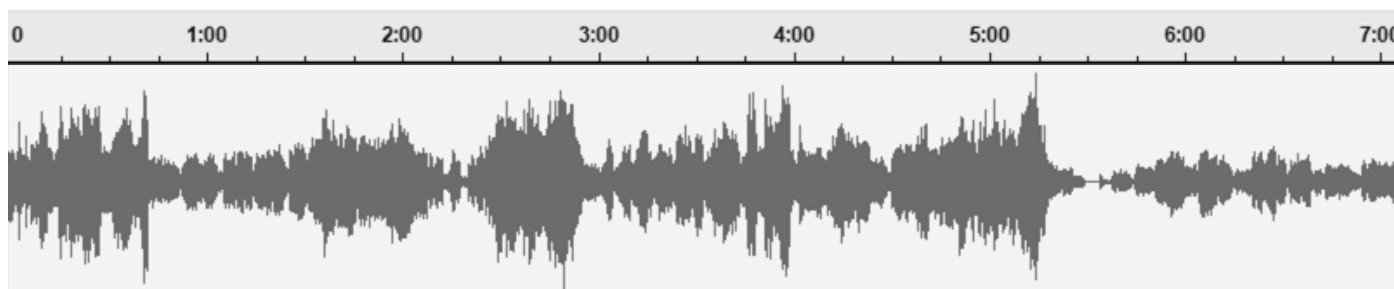
60-80

80-100

100-120

Now that you've had a chance to try to count the performers, you will have found that there are a LOT of them! This helped Cassie to create lots of overlapping layers and explore a wide range of dynamics.

Here is a picture that represents the dynamics (volume) and texture (layers) of the music.



Use the time code at the top of the image to help you answer these questions:

1. What do you think happens in the music at around 5:30? _____
2. Is the first minute of music louder or quieter than the last minute of music? _____
3. Would more people be playing at 2:15 or 3:15? _____
4. Give three times during the piece when you think the dynamics would be **forte** (loud) and the texture would be **dense**: _____, _____, and _____
5. Give three times during the piece when you think the dynamics would be **piano** (quiet) and the texture would be **sparse**: _____, _____, and _____
6. Draw a crescendo symbol underneath the image wherever you think the music might be getting louder:
7. Draw a diminuendo symbol underneath the image wherever you think the music might be getting quieter:
8. What symbols in Maths do these remind you of? _____
9. Complete the table to assign a texture and dynamic to a word or idea from the poem:

	Texture (dense, sparse, layered)	Dynamics (piano, forte, crescendo, diminuendo)
thread of light		
protest march		
nothing but fingertips		

Understanding the Music – the choir and orchestra


Watch the performance of the piece and see how many instruments you notice. Can you put all of the instruments listed below into the correct families?

timpani, harp, soprano, french horn, 1st violin, flute, triangle, trumpet, viola, woodblock, piccolo, snare drum, vibraphone, alto, oboe, 2nd violin, trombone, tubular bells, clarinet, cello, tuba, tenor, bassoon, double bass, glockenspiel, bass drum, contrabassoon, bass, crotales

HINT – the numbers tell you how many instruments you are looking for!

Voice (4)	Strings (6)	Woodwind (6)	Brass (4)	Percussion (9)
1	1	1	1	1
2	2	2	2	2
3	3	3	3	3
4	4	4	4	4
	5	5		5
	6	6		6
				7
				8
				9

Match each instrument to its musical layer by writing the number next to the sentence:



- The French horns are playing a quick fanfare on one repeated note: _____
- The double basses are playing a very long held note, moderately loud: _____
- The clarinets have loud overlapping lines that move quickly: _____
- The singers are creating a 'rushing' sound using their voices: _____
- The violins are loudly repeating two notes in quavers: _____

The colour of all things constant – creative responses

WRITING – on lined paper, write your own poem called “the colour of _____ (choose an emotion)”. Here is an example to give you some ideas:

Blue is the colour of kindness

The soft blue blanket used to swaddle the baby


The bluebells that shelter the bugs and bees

The blue sapphire that my grandma wears

Our fragile blue planet, that so desperately needs our care

Blue is the colour of kindness

COMPOSING – continue this graphic score. A graphic score is an image, or series of images that represents musical features. This score is for two musical instruments, one represented by **lines** and the other by **circles**. The size / thickness of the line represents the loudness of the sound, and its placement represents the pitch. Choose how you would like these instruments to play and interact with each other in this composition. See if you can create some contrasting textures.



GLOSSARY OF KEY WORDS

Dynamics – the volume of the music

Piano (p) = quiet, **Forte** (f) = loud / strong

Crescendo = getting louder

Diminuendo = getting quieter

Texture – the layers of a piece of music

Sparse = few layers (few people playing)

Dense = many layers (many people playing)

Layered = a texture with overlapping musical ideas