

# Unplugged

## Worksheet Activities

### Activity 1



Adding **un-** usually changes a word to its opposite.

un

+

kind

=

unkind

un

+

tidy

=

untidy

When we add **un-** to these words, do they make a real word?

tie

write

sure

soft


walk

cute

wrap

clean

do




Write the real words on the lines below.

\_\_\_\_\_

### Challenge

Can you write a sentence that includes a word with **un-**?



Here is one for you:

The garden chairs are very **uncomfortable**.

\_\_\_\_\_  
\_\_\_\_\_  
\_\_\_\_\_

## Activity 2

Imagine you could create a **Perfect Friend Cake**.

What ingredients would use to make the perfect friend?



Think about what qualities make a great friend.

Then, think about how much of each you want to put into the cake before you mix it all up!

Here are some ideas to help you:

50 mls of...

happiness

200g of...

honesty


A pinch of...

kindness

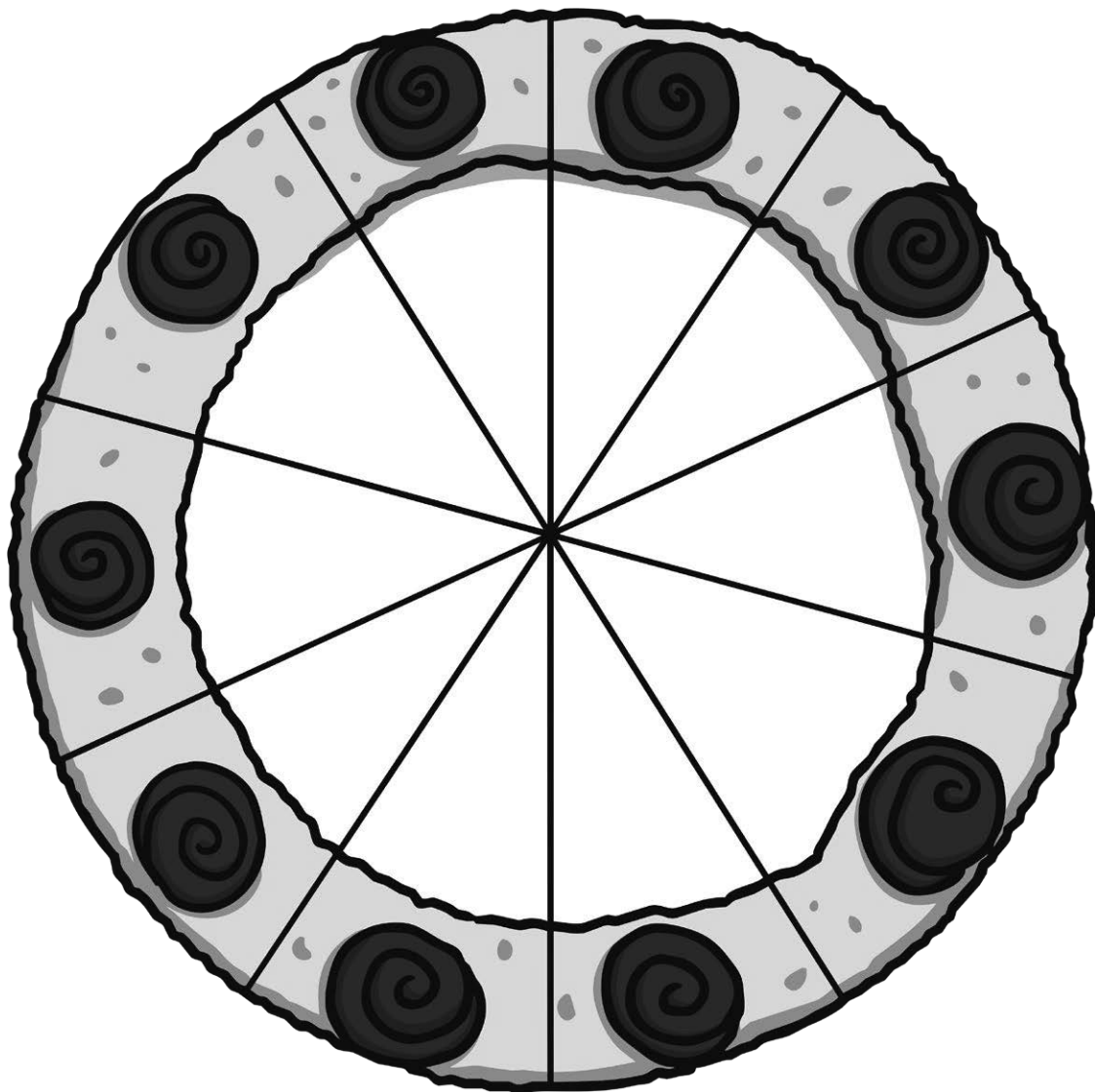
A cup of...

½ a litre of...

A spoonful of...



When you have decided, write your ideas inside the cake!



## Challenge

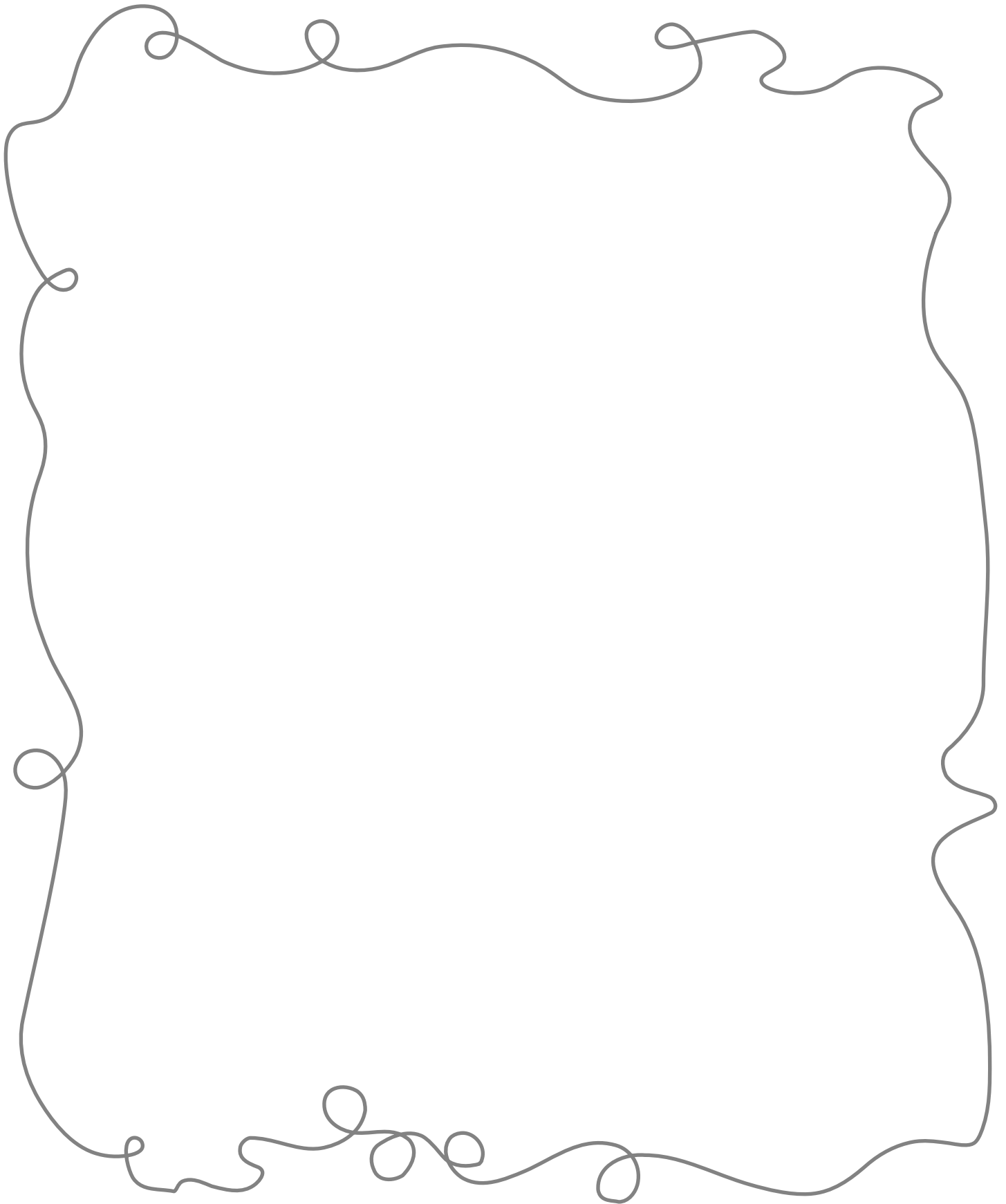
Now write the instructions to make a **Perfect Friend Cake**.

1. First, pour \_\_\_\_\_
2. Next, mix \_\_\_\_\_
3. After that, stir in \_\_\_\_\_
4. Then, place \_\_\_\_\_
5. Finally, add \_\_\_\_\_

## Activity 3



## Part 1

Draw-along with author and illustrator **Steve Antony**.



## Part 2

Possible shapes to create character body...



Draw character here:

Possible emotions for your character...

**HAPPY**

**SAD**

**ANGRY**

**EXCITED**

**ETC...**

My character is called: