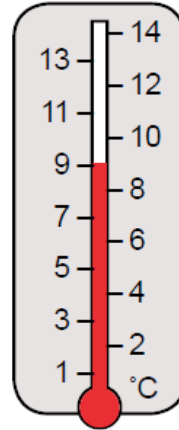




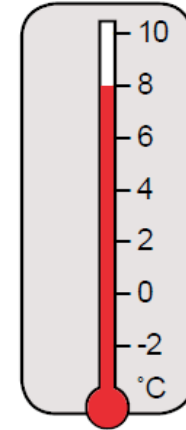
Using different scales

1. Which thermometer, A or B, is labelled at 2°C intervals?

A.



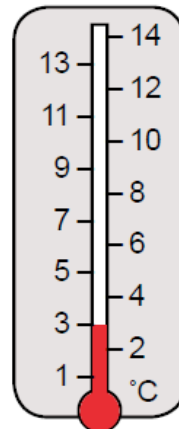
B.



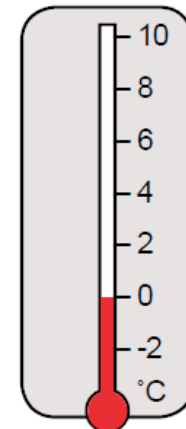
2. Which thermometer, A or B, is showing the higher temperature?

3. Which thermometer, C or D, is showing the lower temperature?

C.

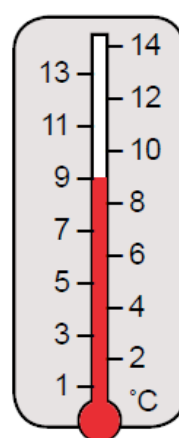


D.

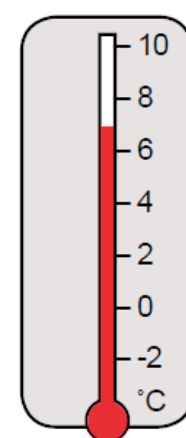


4. Diagram F is showing a higher temperature than diagram E. True or False?

E.



F.



Now check your answers with the answer sheet.