






Division investigation

This investigation looks at dividing by **10**, **100** and **1,000**. You'll need dice, a calculator, a pen and paper. You're going to use the dice to make numbers to use in the investigation.

You can do this in two steps. Here's an example:

Step 1: how many digits does the number have? Throw one die to decide.
If you throw a 3 the number has 3 digits. If you throw a 6 then it has 6 digits etc.

Step 2: throw dice to find each of the digits.

Example	Step 1		Step 2				
	gives a 4		is to find 4 digits				

Now:

- Put your numbers into the first column and then fill in the rows by dividing your numbers by 10, 100 and 1,000. (The first row has been filled in for you.)
- Fill in the first 4 rows of the table.
- Check your answers with a calculator.
- Can you see a quick way to work out the answers?
- Try completing the last 6 rows to fill the whole table.

Number	÷ 10	÷ 100	÷ 1,000
1213	121.3	12.13	1.213