















Calculating journey times

You are planning a journey. There will be some walking and some use of public transport. You need to work out how long your whole journey will take. The first has been done for you. Make up your own journeys in the blank squares.

Walking		Public transport		Walking		Total journey time
	3 minutes		5 minutes		2 minutes	10 minutes
	5 minutes		10 minutes		5 minutes	
	2 minutes		12 minutes		8 minutes	
	15 minutes		15 minutes		10 minutes	