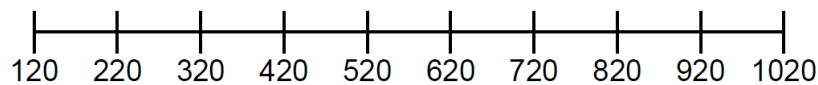


## Counting on and back in hundreds

### Using number lines

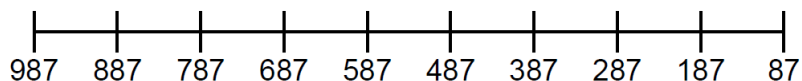
Draw arrows jumping along the number lines to count on or back in 100s. See the factsheet **Using a number line** for examples of number lines. Then fill in the number sequence below each line.

a. Start at 120. Count on in 100s until you reach the end of the number line.



The numbers are 120, \_\_\_\_\_.

b. Start at 987. Count back in 100s until you reach the beginning of the number line.



The numbers are 987, \_\_\_\_\_.

### Number patterns

Fill in the blanks in the following number sequences.

c). 5, \_\_\_\_\_, \_\_\_\_\_, 305 \_\_\_\_\_, \_\_\_\_\_, \_\_\_\_\_, \_\_\_\_\_, \_\_\_\_\_, \_\_\_\_\_, \_\_\_\_\_, \_\_\_\_\_.

d). 112, \_\_\_\_\_, 312, \_\_\_\_\_, \_\_\_\_\_, 612, \_\_\_\_\_, \_\_\_\_\_, \_\_\_\_\_, \_\_\_\_\_, 1 112, \_\_\_\_\_, \_\_\_\_\_.

## Counting on and back in hundreds


### Counting stock

Each box contains 100 beer glasses.

Each carton contains 100 paper plates.

e. How many glasses altogether? \_\_\_\_\_

f. How many plates altogether? \_\_\_\_\_



### Talking points

- What happens to the digit in the units column when you count on or back in hundreds?
- What happens to the digit in the tens column when you count on or back in hundreds?