





Reading for information

When you read to find information, it is useful to ask yourself questions before, during and after reading to check that you have found what you wanted.

You can use this table to reflect on the questions you might ask.



Newspapers are a rich source of information

① Before reading	Your notes 
What do you want to find out? Write 2 or 3 questions.	
List 3 places you will look, for example a manual, a website, a specialist magazine.	
② During reading	Your notes 
Look at the contents and index . Which chapters which will be useful? What pages do you need to read?	
If you are searching on a website, does the site have a search box? What key words or phrases do you need to search for?	
Have you found some useful facts? How will you record them? You could make notes; highlight sections of text; use bookmarks; copy and paste text from websites into a Word document.	
③ After reading	Your notes 
Did you find answers to your questions?	
What extra questions do you now have after of your reading?	
Where will you look for answers?	