



BBC

**Key Stage 2 Music:
Heroes of Troy**

Age 7 - 11



Navigating these Notes

Any titles in these Notes that appear in [blue](#) have been hyperlinked so that you can navigate with ease to the online content.

Credits

Music composed and arranged by David Chilton

Story written by Neil Richards

Songs written by David Chilton, Neil Richards, Alistair Salmond and Roy Hamilton

Teacher's Notes written by Alistair Salmond

Audio production by Ruth Chalmers
For the BBC: Andrew Barnes

Feedback

We are always pleased to hear how you use our programmes and in particular how your own school performance has gone. Please email us at:

teach.bbc@bbc.co.uk

Music: Key Stage 2 - Heroes of Troy

Contents

	Page
Introduction	3
1. Is it love?	4
2. The foolish and the brave	6
3. Destruction	8
4. The wonder of war	10
5. Lament	12
6. Wooden horse	14
7. Heroes (Finale)	16

Introduction

Heroes of Troy is an online resource that targets objectives from the Music curriculum at Key Stage 2. The presenter of the tutorial videos - **David Grant** - has seven exciting songs to learn, each linking to the story of the Trojan War, making this an ideal resource for combining Music with the History topic Ancient Greece. There is also a [playscript available](#), so that the work of your group on the individual songs can lead to a dramatic performance if you so wish.

The Trojan War

The events of the Trojan War are written about in a number of works of Ancient Greek literature, including Homer's epic poem *The Iliad*, which is at least 2,500 years old. The cause of the war is Helen's elopement from the Spartan court with Paris, a Trojan prince. Helen is the wife of Menelaus - King of Sparta - and he musters an army led by his brother, Agamemnon, to sail to Troy to take Helen back.

The war lasts for 10 long years, during which time the main events are concerned with the clashes between the leading characters, climaxing with the death of Hector at the hands of Achilles (as written about by Homer in *The Iliad*) and continuing with the creation of the Trojan horse by Odysseus, the means by which Troy is finally vanquished and Helen returned to Menelaus.

Heroes of Troy and the curriculum

The *Heroes of Troy* webpages link to Music at Key Stage 2 in England and equivalent levels and objectives in the Nations. Using the QCA Schemes as guidance, the pages link most closely to **Unit 15: Ongoing skills** and **Unit 20: Performance**. The main elements covered by the series are:

Unit 15: Ongoing skills - Dynamics, Pitch accuracy, Tone production, Pulse rhythm and metre, Phrase structure, Expressive techniques, Improve concentration / memory

Unit 20: Performance - Diction, Two-part singing, Instrumental accompaniments, Rehearsal, Presentation to an audience, How to achieve a quality performance

The *Heroes of Troy* webpages

The *Heroes of Troy* webpages are intended to be used in tandem with your Interactive White Board (IWB). There is a separate page for each of the seven songs and each page offers the following resources:

- an extended vocal warm-up, presented by David Grant
 - a tutorial video teaching the song, presented by David Grant
 - a karaoke-style video of the full-vocal version of the song to rehearse with
 - a karaoke-style video of the backing track of the song to sing with once confident or to use for a performance
 - a copy of the song lyrics to download or print (pdf)
 - a copy of the song music to download or print (pdf)
 - a transcript of the story episode (pdf)
 - a copy of the song audio (vocal and backing track) to download
 - a transcript of the tutorial video
- You can also use these Notes to download:
- a download link for the full-vocal version of the song video
 - a download link for the backing track version of the song video

Desktop...tablet...mobile...

Heroes of Troy is optimised whatever your device. The website will detect whether you are viewing on a desktop computer or a mobile phone and respond accordingly.

The main characters in the story

The story of the Trojan War is told in seven video episodes, beginning with the arrival of Paris at the Spartan court. Thereafter the main characters in the story are:

The **Old Soldier** - our storyteller, looking back 40 years to when he was a bodyguard at the Spartan court

Menelaus - King of Sparta

Helen - Queen of Sparta

Paris - a Trojan prince

Agamemnon - brother of Menelaus and leader of the Greek army

Priam - King of Troy

Hecabe - Queen of Troy

Hector - son of Priam and Hecabe, brother of Paris

Cassandra - daughter of Priam and Hecabe, sister of Hector and Paris

Achilles - a Greek super-hero

Odysseus - another Greek super-hero with links to the gods

Patroclus - the young cousin of Achilles

1

Is it love?

Song style: pop

Sung by: Paris and chorus

Subject: Paris dreaming he might meet a beautiful woman

Learning experience: To sing 'Is it love?' as a whole class - in two groups - and enjoy the first episode of the story

1 Is it love?



Before using the content

1. Have the website open on your IWB ready to use.
2. Loosen up! Ask your group to stand up and loosen up! Get them to give each leg a shake, right leg...left leg...right arm...left arm...your body. Now loosen your face...pretend you are chewing a big toffee. Or warm-up using **David Grant's vocal warm-up** on these webpages.
3. Provide pupils with the lyrics for **Song 1: 'Is it love?'** and / or look at them on the IWB.
4. Divide the children into two equal singing groups: Group 1 and Group 2. **They will need to be in these groups when they learn the song.** Now start to learn the song with David using the tutorial video.

Story summary

Paris - son of Priam, King of Troy - is blown off-course during a sea voyage. He takes shelter in Sparta, where he meets, falls in love and elopes with Helen. Trouble is - she's already married to King Menelaus, the Spartan king. It's an act of war...

In brief	Tutorial player
<p>The class should have:</p> <p>10 mins with the teacher to:</p> <ul style="list-style-type: none"> • Loosen up and practise breathing • Listen to Song 1 • Be divided into two groups <p>25 mins approx with the song tutorial video to:</p> <ul style="list-style-type: none"> • Join in with David Grant as he teaches the song • Listen to the story 	<ul style="list-style-type: none"> • Introduction • Warm-up • Learn backing vocal - 'Is it love?' • Learn Verse 1 + backing vocal • Learn Verse 1 in two groups • Learn the Chorus • Learn Verse 2 + backing vocal • Learn the ending + add backing vocal

After using the content

1. Practise the song 'Is it love?' Try swapping parts between groups. When you are ready, sing the song using either the vocal version or, if you are feeling very accomplished, just the backing track.
2. If you wish let the children hear a song in a similar style you could play Status Quo's 'Whatever you want'.
3. Music corner activity. Explore **chromatic**. A **chromatic scale** is a downward or upward stepwise movement, **C C# D** etc on a keyboard or any chromatic percussion instrument (ie an instrument that has all the notes like the black and white on a piano). Invite the children to play chromatically - start on any note and play the note next to it (up or down) and keep going. The 'Is it love?' chromatic part is as shown below.



Quick links to the Resources for Song 1: 'Is it love?'

You can use these quick links to access the online resources or go to the website. Simply click on the images.



Playscript



Content page



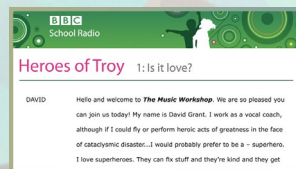
Lyrics - 'Is it love?'




Music - 'Is it love?'




Story transcript




Tutorial transcript



**Download:
song video
(vocal)**



**Download:
song video
(backing)**



**Download:
song audio
(vocal)**



**Download:
song audio
(part vocal)**



**Download:
song audio
(backing)**

Is it love?

1. I have wandered through the valley,
Deep in the forest and high up on the hill.
(Cruisin' around, dreamin' about an angel.)
2. There's a fever running through me.
Some kind of madness is burning deep within.
(Tumblin' down, rollin' around inside me.)

Chorus:

*I can't stop thinkin',
I can't stop thinkin' about you.
I can't stop thinkin',
I can't stop thinkin' about you.
I keep searchin', searchin' all over the world.
I keep searchin', searchin' all over the world.*

3. Now the river is over-flowin',
Down from the mountain and far out to the sea.
(Tumblin' down, rollin' around, I'm drownin'.)

4. Every minute lasts forever.
I think about love and how the world could be.
(Losin' my mind, dreamin' about an angel.)

Chorus:

*I can't stop thinkin',
I can't stop thinkin' about you.
I can't stop thinkin',
I can't stop thinkin' about you.
I keep searchin', searchin' all over the world.
I keep searchin', searchin' all over the world.*

2

The foolish and the brave

Song style: R&B, minor, melancholic

Sung by: Cassandra and chorus

Subject: The gathering storm clouds of war

Learning experience: To learn Song 2 in short sections; be motivated to memorise the rap section in spare time and enjoy the next episode of the story

2 The foolish and the brave



Before using the content

1. Open the *Heroes of Troy* website ready to use.
2. Distribute the lyrics for **Song 2 'The foolish and the brave'** and / or look at lyrics on the IWB.
3. Define the word melancholy: a deep long lasting sadness, gloomy, glum, depressed, etc.

Story summary

When King Menelaus won Helen's hand her other suitors signed a pact agreeing to fight anyone who tried to steal Helen away from him. Menelaus calls them in and delivers an ultimatum to King Priam of Troy. Cassandra, the Trojan prophetess foresees the destruction of Troy in ten years. There is an impending sense of doom and anticipation of war.

In brief	Tutorial player
<p>The class should have:</p> <p>10 mins with the teacher to:</p> <ul style="list-style-type: none"> • Loosen up and practise breathing • Listen to Song 2 • Discuss the word melancholy <p>20 mins approx with the song tutorial video to:</p> <ul style="list-style-type: none"> • Join in with David Grant as he teaches the song • Listen to the story 	<ul style="list-style-type: none"> • Introduction • Warm-up: 'Na, na, na' • Learn the melody of the verse to 'la' and identify a sequence • Learn Verse 1 • Learn the refrain and identify another sequence • Recap Verse 1 • Learn the rap • Learn the new words for the refrain <p>Option: pause the tutorial video at 09 52 (before learning the rap) to listen to the story episode</p>

After using the content

1. Practise singing 'The foolish and the brave' and encourage memorising of rap.
 2. Revise the song 'Is it love?'
 3. Encourage recorder players or other instrumentalists to learn to play the chorus.
 4. Explore sequences by playing notes **A A Bb A** then **G G A G** on a piano or keyboard - see the music of that sequence below. Find out how that sequence can continue (**F F G F**) and so on. Make up other sequences.
-
5. You can combine a group performing the rap at the same time as a second group singing the verse to 'la' which they did at the beginning of the tutorial video.
 6. Listening opportunity. Source some Spanish guitar music and play it to the children. Now listen to Song 2 again and pick out the sound of the acoustic guitar.



Quick links to the Resources for Song 2: 'The foolish and the brave'

You can use these quick links to access the online resources or go to the website. Simply click on the images.



Playscript



Content page



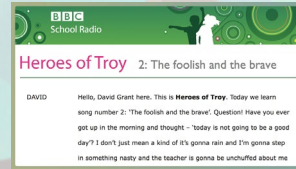
Lyrics - 'The foolish and the brave'



Music - 'The foolish and the brave'



Story transcript



Tutorial transcript



Download: song video (vocal)



Download: song video (backing)



Download: song audio (vocal)



Download: song audio (part vocal)



Download: song audio (backing)

The foolish and the brave

Within these walls,
Within these walls,
Shadow of darkness
All around.

The dogs of war (the dogs of war)
Are loose once more,
And only the strongest will survive,
Will survive.

And all that we planned
Is lost in the sand
Just as sure as the sun goes down.

Spoken
Darkness falls upon the land.
Now mortal man must stand and wait.
The time for Heroes is at hand
For they alone will mark our Fate.

The gods of war (the gods of war)
Awake once more,
They honour the foolish and the brave.

Rap
For we take these four walls,
We gotta go to war.
Be afraid to sleep,
Better lock your door.
I don't wanna wait till they turn the key.
I don't wanna brag but I'm built to last.
See, I'm the greatest of the great,
Leader of the way, yeh but yeh, I don't play.
Follow me from A to B.
Tell me, who's the original hero?

And all that we planned
Is lost in the sand
Just as sure as the sun goes down.

The wall tumbles down,
It falls to the ground,
Just as sure as the world goes around.

3

Destruction

Song style: pop

Sung by: Greek army

Subject: Arriving at Troy ready for battle

Learning experience: To learn song Song 3 'Destruction' in short sections; be motivated to memorise another rap and enjoy the next episode of story

3 Destruction



Before using the content

1. Have the *Heroes of Troy* website open on your IWB ready.
2. Ask pupils to look at the words to **Song 3 'Destruction'** on the IWB. Listen to the song using the full-vocal video of it.
3. Divide the children into two groups, 1 and 2.

Story summary

The Greek forces are under the command of Agamemnon - brother of Menelaus - and include the heroes Achilles, Odysseus and Ajax. They arrive on the beach outside Troy - they believe the invasion to be imminent and that the war will be over soon.

After using the content

1. Practise the rap in 'Destruction' and sing the whole song using the song video or download.
2. Revise the songs 'Is it love?' and 'The foolish and the brave'.
3. Music corner activity. Invite children to practise the instrumental parts opposite and then add them to the song. The top part requires a pitched instrument - such as a glockenspiel - and the other parts can be played on un-pitched percussion - eg tambour, claves or woodblock.

In brief	Tutorial player
<p>The class should have:</p> <p>10 mins with the teacher to:</p> <ul style="list-style-type: none"> • Loosen up and practise breathing • Listen to Song 3 • Be divided into two groups <p>25 mins approx with the song tutorial video to:</p> <ul style="list-style-type: none"> • Join in with David Grant as he teaches the song • Listen to the story 	<ul style="list-style-type: none"> • Introduction • Warm-up • Learn Verse 1 • Learn Verse 2 • Learn the Chorus first part • Learn the Chorus second part • Combine parts • Learn the rap • Learn the ending of the song



Quick links to the Resources for Song 3: 'Destruction'

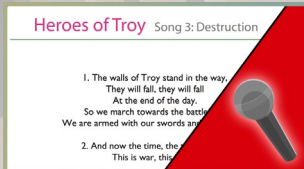
You can use these quick links to access the online resources or go to the website. Simply click on the images.



Playscript



Content page



Lyrics - 'Destruction'




Music - 'Destruction'




Story transcript



Tutorial transcript



Download: song video (vocal)



Download: song video (backing)



Download: song audio (vocal)



Download: song audio (part vocal)



Download: song audio (backing)

Destruction

The walls of Troy stand in the way,
They will fall, they will fall
At the end of the day.
So we march towards the battlefield.
We are armed with our swords and our shields.

And now the time, the time is right.
This is war, this is war
And we've come here to fight.
On this day we'll slay the enemy.
Raise your swords to this great victory.

Chorus x 2
(Throw down the walls) Throw down the walls.
March on ahead.
(Raise up your arms) Raise up your arms.
March on ahead.
(Let's go to war) Let's go to war.
March on ahead.
(Hands on your hearts) Hands on your hearts.
Full steam ahead.

Rap
If you put yourself in my place,
It's a simple case of coming face to face
With the threat of war.
What you gonna do when the world
You knew has changed - Yo! Not like before.
Life is like a Trojan cruise,
Sometimes rocky sometimes smooth.
Whatever, we're together.
Who would have thought it?
Well I never!

The walls of Troy stand in the way,
They will fall, they will fall
At the end of the day.
So we march towards the battle field.
We are armed with our swords and our shields.

All the troops in the house go 'Oh yeah'
'Oh yeah'
All the troops in the house go 'Ah ah ah'
'Ah ah ah'
All the troops in the house go 'Oh'
'Oh'
All the troops in the house freeze.

4

The wonder of war

Song style: pop

Sung by: Achilles (Greek hero)

Subject: Tongue-in-cheek-song about being a superhero

Learning experience: To learn Achilles's song 'The wonder of war' in short sections and enjoy the next episode of the story

4

The wonder of war



Before using the content

1. Use warm-up audio if desired. Have the *Heroes of Troy* website open on the IWB ready to use.
2. Ask pupils to look at the lyrics for **Song 4 'The wonder of war'** on the IWB.
3. There is a warm-up tongue-twister in the tutorial video which uses names of Trojan and Greek heroes - Hector, Paris, Achilles and Ulysses. (Nb: Ulysses is the Roman name for the Greek hero Odysseus. In our version of the story we use the Greek name Odysseus. His Roman name, Ulysses, is used in the warm up tongue-twister to give an 'ooo' sound. (Children who enjoy research could read up on the various names associated with the story.)

Story summary

Menelaus fights Paris. Paris has some help from the gods and vanishes just as Menelaus is about to kill him. An angry skirmish breaks out and the Trojans seem to be having the upper hand. The Greeks are all wishing Achilles hadn't argued with Agamemnon and then he would be there to help. Achilles's best friend, Patroclus, rushes off to try and persuade Achilles to come back and fight.

In brief	Tutorial player
<p>The class should have:</p> <p>10 mins with the teacher to:</p> <ul style="list-style-type: none">• Loosen up and practise breathing and do some vocal warm-ups• Listen to Song 4 while reading lyrics• Be divided into two groups <p>20 mins approx with the song tutorial video to:</p> <ul style="list-style-type: none">• Join in with David Grant as he teaches the song• Listen to the story	<ul style="list-style-type: none">• Introduction• Warm-up ('Paris and Ulysses')• Learn Verse 1• Learn Verse 2• Learn the 'bridge'• Learn Verse 3• Learn Verse 4• Learn the 'turnaround' <p>Option: pause the tutorial video at 08 22 (after learning Verse 2) to listen to the next episode of the story</p>

After using the content

1. Practise singing 'The wonder of war'.
2. Revise the previous three songs.
3. Music corner activity. Make up new words to the Paris and Ulysses warm-up: they can either be connected to *Heroes of Troy* or something completely different. You could even look online for an instrumental backing track to accompany your new words.
4. Discuss whether or not the composer of 'The wonder of war' means us to believe that war is wonderful.

Quick links to the Resources for Song 4: 'The wonder of war'

You can use these quick links to access the online resources or go to the website. Simply click on the images.



Playscript



Content page



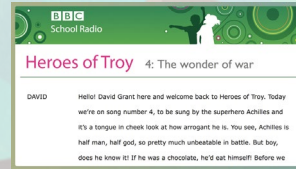
Lyrics - 'The wonder of war'



Music - 'The wonder of war'



Story transcript



Tutorial transcript



**Download:
song video
(vocal)**



**Download:
song video
(backing)**



**Download:
song audio
(vocal)**



**Download:
song audio
(part vocal)**



**Download:
song audio
(backing)**

The wonder of war

I'm the champion of the Greeks.
I'm the one they'll never beat.
At the end of the day
I'll blow you away,
That's the wonder of war.

And when I'm on the battle field,
Looking good behind a shield,
Fortune and fame,
That's the name of the game,
That's the wonder of war.

*And when I'm lonely
And oh so sad
And blue,
Once in a while, I manage a smile
I know just what to do.*

Sudden death to every foe.
That's the only thing I know.
I do what I can
Half-god half-man,
That's the wonder of war.

*And when I'm lonely
And oh so sad
And blue,
Once in a while, I manage a smile
I know just what to do.*

I'm the writing on the wall.
I came I saw I conquered all.
It's easy to see
Why they wanna be me,
I'm the wonder of war.

I can't be beat,
That's the beauty of war,
There's no retreat,
That's the wonder,
The lightning and the thunder,
That's the wonder of war.

5

Lament

Song style: folk

Sung by: grieving relatives on both sides

Subject: The tragic waste of life in a 10 year war

Learning experience: To learn to sing Song 5 'Lament' smoothly and sadly and to discuss the the story after listening to it

5 Lament



Before using the content

1. Have the website open on your IWB ready to use.
2. Warm-up using [David Grant's vocal warm-up](#) on these web pages if desired.
3. Ask pupils to look at the lyrics for [Song 5 'Lament'](#) on the IWB as they listen to today's song or use print out if preferred.
4. Divide the children into two groups - melody and harmony groups.

Story summary

Achilles hears about the death of his cousin, Patroclus and, forgetting his huff, he re-enters the battle. To avenge Patroclus's death he must kill King Priam's son, Hector. There is a long and bloody day of war. Achilles does indeed slay Hector and he retains Hector's body until King Priam begs for its release. Amidst much wailing and grieving, two funeral pyres are soon burning - one for the Trojan Hector and the other on the Greek side, for Patroclus, who pretended to be Achilles in order to help the battle effort. The senselessness of the war is becoming more and more apparent.

In brief	Tutorial player
<p>The class should have:</p> <p>10 mins with the teacher to:</p> <ul style="list-style-type: none">• Loosen up and do warm-ups• Listen to the song while reading the lyrics• Be divided into two groups, for melody and harmony <p>25 mins approx with the song tutorial video to:</p> <ul style="list-style-type: none">• Join in with David Grant as he teaches the song• Listen to the story	<ul style="list-style-type: none">• Introduction• Learn Verse 1• Learn harmony part to line 3• Sing harmony together• Learn Verse 2• Learn the harmony part to Verse 2• Sing Verse 2 in two parts <p>Option: pause the song tutorial at 09 40 (just before the words 'Ok back to work') to listen to Episode 5 of the story</p>

After using the content

1. Practise breathing and warm-ups.
2. Practise singing 'Lament'.
3. Revise a selection of the previous songs.
4. The scales used in music have their origins in the Greek modes. To hear what modes sound like go to a piano or electric keyboard, find and play the note then play the next note, D and so on until you reach the next C. That mode is now our major scale. Start on any other note and do the same. The lament in *Heroes of Troy* is based on the mode from A to A - the 'Aeolian mode' - which led to what we call the 'minor' scale today. It is especially used when writing a sad piece of music.
5. Listen to other examples of folk music, especially laments or ballads.

Quick links to the Resources for Song 5: 'Lament'

You can use these quick links to access the online resources or go to the website. Simply click on the images.



Playscript



Content page



**Lyrics -
'Lament'**



**Music -
'Lament'**



Story transcript



Tutorial transcript



**Download:
song video
(vocal)**



**Download:
song video
(backing)**



**Download:
song audio
(vocal)**



**Download:
song audio
(part vocal)**



**Download:
song audio
(backing)**

Lament

Farewell, farewell, the day is gone,
A world that we once knew.
And one by one we're overcome,
And lay ourselves down to sleep.

My father, my mother,
My sister, my brother,
All around us lie.
A gentle rain begins to fall,
Across the stormy sky.

Farewell, farewell, the night draws in,
The shadows dark and cold.
And one by one we're overcome,
And lay ourselves down to weep.

My father, my mother,
My sister, my brother,
Withered on the vine.

We gather up the bitter fruit,
And tread the summer wine.
We tread the summer wine.

6

Wooden horse

Song style: tap

Sung by: Odysseus (Greek hero) and chorus

Subject: using brains rather than brawn to win the war

Learning experience: To learn 'Wooden horse' in short sections and understand Odysseus's plan to win the war by listening to the story

6 Wooden horse



Before using the content

1. Have the website open on your IWB ready to use.
2. Warm-up using [David Grant's vocal warm-up](#) to prepare for the scat singing in this song.
3. Provide pupils with the lyrics for [Song 6: 'Wooden horse'](#) and / or look at them on the IWB.

Story summary

The Trojans are aware that the only way the Greeks can win the war is if Achilles is killed by Paris, as prophesied by Cassandra. As a child, Achilles had been held by the heel as he was dipped in the River Styx - his mother thought she was making him immortal. Paris, hardly renowned for his fighting skills, manages to fire an arrow which hits Achilles on the very heel which wasn't dipped in the river and kills him. Things are looking grim for the Greeks until Odysseus - the clever one - comes up with an idea he is sure will win the war...



In brief	Tutorial player
<p>The class should have:</p> <p>10 mins with the teacher to:</p> <ul style="list-style-type: none">• Loosen up and practise breathing• Listen to Song 6 while reading the lyrics <p>25 mins approx with the song tutorial video to:</p> <ul style="list-style-type: none">• Join in with David Grant as he teaches the song• Listen to the story	<ul style="list-style-type: none">• Introduction• Warm-up tongue-twister• Learn Verse 1• Recap Verse 1• Learn Verse 2• Learn Verse 3• Recap scat <p>Option: pause the tutorial video at 11:31 (just before the words 'Ok can you look back...') to play the story video</p>

After using the content


1. Practise singing 'Wooden horse'.
2. Invite the children to improvise scat singing at the appropriate points in the song.
3. Revise the previous songs.
4. If there are any pupils who can tap dance - ask if they might be willing to demonstrate their skills along with this song!
5. Listening: other musicals (eg *Mary Poppins*). Examples of scat might be Ella Fitzgerald (eg 'Duke's Place') or Louis Armstrong (eg 'Heebie Jeebies').

Quick links to the Resources for Song 6: 'Wooden horse'


You can use these quick links to access the online resources or go to the website. Simply click on the images.



Playscript



Content page



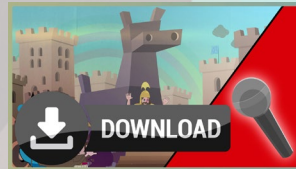
**Lyrics -
'Wooden horse'**



**Music -
'Wooden horse'**




Story transcript



Tutorial transcript

**Download:
song video
(vocal)**



**Download:
song video
(backing)**



**Download:
song audio
(vocal)**



**Download:
song audio
(part vocal)**



**Download:
song audio
(backing)**

Wooden horse

In Sparta they fight harder than the average Ancient Greek.
The world is at their feet,
They're the military elite.

The Trojans have no notion of the ancient art of war.
They can't stand too much gore,
A fundamental flaw.

The Greeks are so much smarter than the average man of war.
We know what we're fighting for,
That's why –

There has to be some strategy beyond the force of arms.
The enemy is charmed,
He's totally disarmed.

When I look in the mirror I'm the coolest guy I see.
There's nobody like me.
I'm the key to victory.

The Greeks are so much smarter than the average man of war.
We don't care what people say,
That is why we lead the way,
When we're fighting cheek to cheek.

Ba ba da-dap, be ba da-dap, ba doe

We fight them on the beaches and we fight them in the street.
We can't accept defeat,
But it's not about retreat.

The time has come to climb upon
Sha ba-du, da ba-du, de ba-du, da ba-du,
De ba-du, da ba-du, de ba-du day
The trusty wooden horse
Is a tactical resource.

The Greeks are so much smarter than the average man of war.
Open wide let's climb inside,
Be the masters of disguise,
When you're fighting cheek to cheek.

7

Heroes (Finale)

Song style: soul / swing

Sung by: The Greek winning side and chorus

Subject: Enjoying being a hero

Learning experience: To learn the final song, hear the end of the story and be inspired to put on a performance

7 Heroes (Finale)



Before using the content

1. Have the website open on your IWB ready to use.
2. Warm-up using [David Grant's vocal warm-up](#) on these web pages if you wish.
3. Provide pupils with the lyrics for [Song 7: 'Heroes \(finale\)'](#) and / or look at them on the IWB.

Story summary

Odysseus organises and oversees the building of the wooden horse. A group of soldiers hide inside but the remainder of the Greek army sail round the corner and hide behind another island. The Trojans see the beaches empty, open the gates, pull the horse inside and are overthrown. The Greeks are victorious...but our storyteller is left wondering 'What was that all about..?'

In brief	Tutorial player
<p>The class should have:</p> <p>10 mins with the teacher to:</p> <ul style="list-style-type: none">• Loosen up and practise breathing• Listen to Song 7 'Heroes' while reading the words <p>20 mins approx with the song tutorial video to:</p> <ul style="list-style-type: none">• Join in with David Grant as he teaches the song• Listen to the story	<ul style="list-style-type: none">• Introduction• Warm-up: 'Na, na, na' and 'Paris and Ulysses'• Learn the chorus• Learn Verse 1• Sing Verse 1 and Chorus• Learn Verse 2 and Chorus• Sing through Verse 2 and Chorus <p>Option: pause the tutorial at 09 27 (after learning Verse 1) for the story video</p>

After using the content

1. Practise singing Song 7 'Heroes' using the vocal version of the song video.
2. Revise the previous songs.
3. Listen to the backing vocal parts in the final song and have a BV group write them down and add them to the song.
4. Listen to the finale from a musical - eg *The Lion King*. Talk about features of a finale - the sense of a performance ending, easy to clap along to, upbeat and positive - and importantly a tune that you recognise at least part of from earlier in the concert. The *Heroes of Troy* tutorials use the final song as a sort of signature tune.

Quick links to the Resources for Song 7: 'Heroes (finale)'

You can use these quick links to access the online resources or go to the website. Simply click on the images.



Playscript



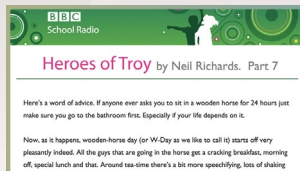
Content page



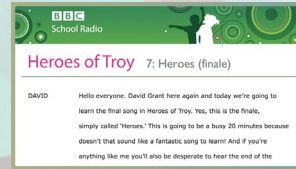
Lyrics - 'Heroes (finale)'



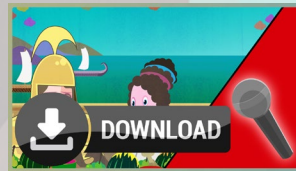
Music - 'Heroes (finale)'




Story transcript



Tutorial transcript



Download: song video (vocal)



Download: song video (backing)



Download: song audio (vocal)



Download: song audio (part vocal)



Download: song audio (backing)

Heroes (finale)

Verse 1

In those far off days of old,
The bravest in the land.
Tales of daring deeds are told,
Let me take you by the hand.

Bridge 1

It's all about destiny
And the rest is history.
Remember those glory days.
Heroes of Troy!

Chorus

We are the heroes of the ancient world,
The super heroes of the ancient world.

Bridge 2

You might think you're man enough
But you don't wanna mess with us.
Who do you think you are?
Heroes of Troy!

Verse 2

In those ancient days of war,
No peace across the land.
And it's still worth fighting for,
Let me take you by the hand.

Bridge 1

It's all about destiny
And the rest is history.
Remember those glory days.
Heroes of Troy!

Chorus

We are the heroes of the ancient world,
The super heroes of the ancient world.

Bridge 2

You might think you're man enough
But you don't wanna mess with us.
Who do you think you are?
Heroes of Troy!